

TAGU

DISTRIBUCIONES
FireSide

Simplifying fireplaces



The story

TAGU was founded in 2018 with the goal of simplifying fireplaces and making them accessible to any home.

Since then, we've helped make over 70,000 homes across Europe cozier with our thoughtfully designed, stylish fireplaces. The 2,000+ positive reviews we've received on Amazon and other marketplaces speak to the quality and satisfaction our products deliver.

Guided by a minimalist "less is more" philosophy, we believe that good design should be aesthetic, innovative, and long-lasting. Our product range is developed with an ecommerce-first approach and includes electric fireplaces as well as candle fireplaces - a novel concept invented by TAGU. All products are designed in-house in Europe, built on patent pending technologies, and crafted with the user experience in mind.

Whether you prefer the digitally controlled warmth of an electric fireplace or the natural charm of a candle model, every TAGU fireplace brings a magic feeling to your home.

OUR MANTEL ADVANTAGES

Skirt cut-out

allows the surround to sit flush against the wall for a seamless look.



Touch-up kit

includes a scratch repair kit with color-matched paste.

FSC certified wood

wood from well managed forests.



The mark of
responsible forestry
FSC® C210320

ISTA-3A certified packaging

enhanced protection during shipping.






PowerFlame 2

The Next Generation Electric Fireplace

Ambient Light



3D Flame



Wi-Fi and App




Remote with thermostat




Glowing Logs



3D Bricks



Crackling Sound



Heater



25 m² | 1400W

NATURAL-LOOKING
3D FLAME EFFECT

Lifelike flames

The main flame, top log flame, and flickering ash bed work together to enhance depth and create a vibrant, dazzling flame effect delivering a truly captivating visual experience.

No glass, bezels or buttons

Inspired by traditional open hearth fireplaces, the glass-free design offers a clear view without reflections. With no visible bezels or buttons, it delivers a seamless fire display.

Safe & energy efficient

Safe for kids and pets, the LED flame uses just 8W - less energy than a light bulb - while the elements stay cool to the touch.



METICULOUSLY CRAFTED
GLOWING LOGS

Hand-finished

Each log is one of a kind, with a manual finishing process that brings out intricate details like soot marks, ash, and natural wood grain - achievable only through hand painting.

Illuminated

When turned on, the full-size logs emit a subtle, warm glow, creating a strikingly realistic effect.

Organic appearance

We burned real firewood and, through a meticulous process of cast molding, 3D printing, and countless prototypes, we've perfected the look of our logs.

THREE-DIMENSIONAL BRICK INTERIOR

Depth and shadows

The brick panels feature realistic depth and texture, closely resembling the classic brick cladding of a traditional open hearth fireplace.

A genuine look

The interior was modeled after real firebricks, showcasing authentic imperfections such as soot marks, scratches, and dents, which enhance their lifelike charm.

Hand-painted

Each piece is uniquely crafted and hand-painted, ensuring an authentic and truly one-of-a-kind appearance.



REALISTIC AND COZY AMBIENT LIGHT

Flickering effect

PowerFlame 2 is the first electric fireplace to create a truly realistic light effect in your room. It mimics the flickering glow of a real fireplace, adding a cozy and lifelike ambiance to your space.

Subtle

In low light, a gentle glow shines softly in front of the fireplace, mimicking the natural effect created by a real fire.

Adjustable brightness

Choose from two brightness levels or turn the ambient light off entirely to suit your mood.

SEAMLESSLY INTEGRATED CRACKLING SOUND

Relaxing audio effects

Two high-fidelity speakers produce soothing crackling sounds that gently complement the flame effect, creating a truly immersive fireplace experience.

Built into the logs

The two speakers are seamlessly integrated into the logs to create the illusion that the sound flows naturally from within.

Adjustable volume

Easily adjust the sound between two levels or switch it off completely with a simple button press.



INTUITIVE CONTROL WITH WI-FI AND APP

Tuya App

Control the fireplace via the Tuya App alongside other smart devices. Share access with family or friends for added convenience.

Voice commands

Integrate the app with Siri Shortcuts, Google Assistant, or Amazon Alexa, and use voice commands on your phone or smart speaker to turn the fireplace on or off.

Control from anywhere

Use the mobile app to check the temperature or control the heating even when you're outside your home.

25m², 1400W

MAGIC HEATER

Unobtrusive design

The heater is embedded within the top enclosure, essentially making it disappear and creating the impression that the warm air is generated by the flames themselves. With 1400W of power, it comfortably heats spaces up to 25m².

Quieter than rainfall

We designed the heater to be as quiet as possible. The special SILENT mode heats more gradually while remaining quiet, producing just 39 decibels, which is less noise than light rainfall.

Energy-saving features

The flame effect works with or without heat, perfect for any season. Thermostat control, sleep timer, and heating schedule ensure year-round efficiency and convenience.



LONG RANGE REMOTE WITH THERMOSTAT SENSOR

Built-in thermostat

The remote control includes a built-in thermostat sensor for accurate, flexible temperature readings, no matter where the fireplace is placed.

Digital display

Manage all settings effortlessly with the remote's intuitive digital display, offering full control over every function.

Long-range operation

The remote uses RF technology for reliable, long-range performance and can work even through doors or light walls.



POWERFLAME 2 FIREBOX

With its hand-finished brick interior and full-size logs, the PowerFlame 2 is an open-front electric fireplace featuring a 3D flame effect, dynamic ambient light, and soothing crackling sounds.

Designed with a slim depth of under 15 cm, it fits seamlessly into walls or fireplace mantels, making it the perfect choice for your fireplace project.

Dimensions

Overall size:

Width: 71 cm
Height: 63.3 cm
Depth: 14.3 cm

Shipping size:

84 x 74.5 x 26.5 cm, 19.4 kg

Energy Consumption

Flame only: 8Wh - less than a light bulb.

Flame + heating: 1400Wh - 1600Wh - like a regular electric heater.
It can heat up a 25m² room.

Specifications

Wi-Fi Connection	2.4 GHz, 802.11 b/g/n
iOS/Android App	Tuya Smart
App features	Siri Shortcuts, Google Assistant & Amazon Alexa Device Sharing, Scenes & Automations
Flame technology	LED
Flame features	3D Flame, Glowing Logs, Ambient Light, Crackling Sound
Heating power	1400W
Heating capacity	25m ² - well insulated spaces
Energy consumption	8Wh - flame only, 1400 - 1600Wh - flame + heating
Energy-saving features	App remote access, Heating Schedule Digital thermostat, Sleep timer
Fan heater noise	39dB - SILENT mode, 41dB - AUTO mode
Remote control	RF Remote with built-in thermostat
Power cord	2m, detachable
Installation opening size	width 584 mm, height 495 mm



DIY INSTALLATION

WALL OR FURNITURE

Furniture or wood mantel

Easily mount the firebox from the back, offering flexibility and the option to remove it whenever needed.

Wall or permanent structure

With a slim depth under 15 cm, the fireplace fits seamlessly into walls or permanent structures. In this setup, it is installed from the front and remains permanently fixed.

Repairable by design

The modular design of the PowerFlame 2 electric fireplace features plug-and-play components that can be swapped at home in minutes, making repairs quick and hassle-free.





FRODE

POWERFLAME 2

Frode is a minimalist electric fireplace inspired by Scandinavian design, perfect for adding a warm, cozy ambiance to your home.

Featuring PowerFlame 2, it combines a brick interior, 3D flames, ambient lighting, and soothing crackling sounds for a truly captivating and cozy experience.

Dimensions

Overall size:

Width: 99 cm
Height: 88.3 cm
Depth: 25 cm

Delivered in two boxes:

110 x 19 x 34 cm, 21 kg
84 x 74.5 x 26.5 cm, 19.4 kg

Energy Consumption

Flame only: 8Wh - less than a light bulb.

Flame + heating: 1400 - 1600Wh - like a regular electric heater.
It can heat up a 25m² room.

Specifications

Wi-Fi Connection	2.4 GHz, 802.11 b/g/n
iOS/Android App	Tuya Smart
App features	Siri Shortcuts, Google Assistant & Amazon Alexa Device Sharing, Scenes & Automations
Flame technology	LED
Flame features	3D Flame, Glowing Logs, Ambient Light, Crackling Sound
Heating power	1400W
Heating capacity	25m ² - well insulated spaces
Energy consumption	8Wh - flame only, 1400 - 1600Wh - flame + heating
Energy-saving features	App remote access, Heating Schedule Digital thermostat, Sleep timer
Fan heater noise	39dB - SILENT mode, 41dB - AUTO mode
Remote control	RF Remote with built-in thermostat
Power cord	2m, detachable



Available in:

Pure White



Light Beige



Solid Grey





LARSEN

POWERFLAME 2

If you're seeking a more refined electric fireplace, Larsen is an excellent choice. It brings a touch of elegance to any room while creating a warm and inviting atmosphere.

Featuring PowerFlame 2, it combines a brick interior, 3D flames, ambient lighting, and soothing crackling sounds for a truly captivating and cozy experience.

Dimensions

Overall size:

Width: 110 cm
Height: 94.9 cm
Depth: 24.9 cm

Delivered in two boxes:

119 x 20 x 35 cm, 25 kg
84 x 74.5 x 26.5 cm, 19.4 kg

Energy Consumption

Flame only: 8Wh - less than a light bulb.

Flame + heating: 1400 - 1600Wh - like a regular electric heater.
It can heat up a 25m² room.

Specifications

Wi-Fi Connection	2.4 GHz, 802.11 b/g/n
iOS/Android App	Tuya Smart
App features	Siri Shortcuts, Google Assistant & Amazon Alexa Device Sharing, Scenes & Automations
Flame technology	LED
Flame features	3D Flame, Glowing Logs, Ambient Light, Crackling Sound
Heating power	1400W
Heating capacity	25m ² - well insulated spaces
Energy consumption	8Wh - flame only, 1400 - 1600Wh - flame + heating
Energy-saving features	App remote access, Heating Schedule Digital thermostat, Sleep timer
Fan heater noise	39dB - SILENT mode, 41dB - AUTO mode
Remote control	RF Remote with built-in thermostat
Power cord	2m, detachable



Available in:

Pure White



Solid Grey



Deep Black





HELMI

POWERFLAME 2

With its clean, timeless design, Helmi is an excellent choice for those seeking a stylish focal point. Its lines closely resemble a traditional fireplace mantel, adding warmth and natural charm to any space.

Featuring PowerFlame 2, it combines a brick interior, 3D flames, ambient lighting, and soothing crackling sounds for a truly captivating and cozy experience.

Dimensions

Overall size:

Width: 107.2 cm
Height: 95.2 cm
Depth: 24.5 cm

Delivered in two boxes:

119 x 24 x 35 cm, 27 kg
84 x 74.5 x 26.5 cm, 19.4 kg

Energy Consumption

Flame only: 8Wh - less than a light bulb.

Flame + heating: 1400 - 1600Wh - like a regular electric heater.
It can heat up a 25m² room.

Specifications

Wi-Fi Connection	2.4 GHz, 802.11 b/g/n
iOS/Android App	Tuya Smart
App features	Siri Shortcuts, Google Assistant & Amazon Alexa Device Sharing, Scenes & Automations
Flame technology	LED
Flame features	3D Flame, Glowing Logs, Ambient Light, Crackling Sound
Heating power	1400W
Heating capacity	25m ² - well insulated spaces
Energy consumption	8Wh - flame only, 1400 - 1600Wh - flame + heating
Energy-saving features	App remote access, Heating Schedule Digital thermostat, Sleep timer
Fan heater noise	39dB - SILENT mode, 41dB - AUTO mode
Remote control	RF Remote with built-in thermostat
Power cord	2m, detachable



Available in:

Pure White



Light Beige



Solid Grey





MAGNA

POWERFLAME 2

Magna is our premium designed fireplace mantel. Perfect for your living room or even an office space, it will make everything more elegant and welcoming, while being the central piece you were looking for.

Featuring PowerFlame 2, it combines a brick interior, 3D flames, ambient lighting, and soothing crackling sounds for a truly captivating and cozy experience.

Dimensions

Overall size:

Width: 113.7 cm
Height: 102.2 cm
Depth: 28.2 cm

Delivered in two boxes:

125 x 29 x 38 cm, 34 kg
84 x 74.5 x 26.5 cm, 19.4 kg

Energy Consumption

Flame only: 8Wh - less than a light bulb.

Flame + heating: 1400 - 1600Wh - like a regular electric heater.
It can heat up a 25m² room.

Specifications

Wi-Fi Connection	2.4 GHz, 802.11 b/g/n
iOS/Android App	Tuya Smart
App features	Siri Shortcuts, Google Assistant & Amazon Alexa Device Sharing, Scenes & Automations
Flame technology	LED
Flame features	3D Flame, Glowing Logs, Ambient Light, Crackling Sound
Heating power	1400W
Heating capacity	25m ² - well insulated spaces
Energy consumption	8Wh - flame only, 1400 - 1600Wh - flame + heating
Energy-saving features	App remote access, Heating Schedule Digital thermostat, Sleep timer
Fan heater noise	39dB - SILENT mode, 41dB - AUTO mode
Remote control	RF Remote with built-in thermostat
Power cord	2m, detachable



Available in:

Pure White



Soft Turquoise



Deep Black





PowerFlame

Europe's Favourite Electric Fireplace



Hidden Display

LED Flame Effect



Adjustable
Brightness



Heater

30 m2 | 1500W



Built-in Thermostat



Sleep
Timer



Heating
Schedule



Remote
Control

ECO-FRIENDLY AND BUDGET-FRIENDLY.
7-DAY TIMER SAVES ENERGY

The right temperature at the right time

Set the heating schedule for each day of the week and enjoy a warm room whenever you'd like.

Precise temperature control

Stay comfortable while saving energy thanks to the built-in digital thermostat.

Open Window Detection

If the window is open or the temperature suddenly drops, the TAGU PowerFlame firebox automatically stops and takes care of the environment.

Hidden LED Display

You'll be able to see all the settings, which will disappear after one minute.



POWERFUL YET SILENT
1500W HEATER INSIDE

All-season fireplace

The flame effect can work with or without the heat, so you can enjoy your fireplace year round.

Whisper quiet

At just 48 dB, our heater noise is similar with a gentle rainfall, efficiently warming spaces up to 30 square meters.

Sleep Timer

At night, use the Sleep Timer feature and fall asleep in a cosy ambiance.

PERFECTLY VISIBLE DURING DAY OR NIGHT.
ULTRA-BRIGHT FLAME EFFECT

Adjustable flame brightness

Bright enough in a summer day or enticingly subtle for those cosy winter nights.

Energy Saving LED

The flame effect runs on 6.5W, which is less than the energy consumption of a light bulb.

Powerflame

Ember bed and logs are specifically designed to maximize the flame effect, which is now brighter than ever.



WALL & PERMANENT STRUCTURES
OPTIONAL INSTALLATION KIT

Fast installation

The optional Recessed Installation Kit enables hassle-free installation of the PowerFlame firebox into finished wall surfaces, masonry fireplaces, or other permanent constructions.

All-in-one kit

Everything you need for the fireplace insert installation is included in one package: a front frame, three brackets, and all the necessary screws.

Front mounting

Once construction is complete, effortlessly mount the fireplace insert from the front. No assembly required, thanks to the perfect fit of the front frame with the included brackets.



POWERFLAME FIREBOX

Having a slim design with a total depth of only 15 cm, the PowerFlame electric firebox can be easily fitted in walls or fireplace mantels.

Wall or Permanent Structure Installation

Choose the Firebox + Installation Kit. This kit is necessary as the firebox is mounted from the front.

Furniture or Wood Mantels Installation

Choose only the Firebox. No installation kit is required if the firebox can be mounted from the back.

Dimensions

Overall size:

Width: 60 cm
Height: 50.3 cm
Depth: 15 cm

Shipping size:

66.5 x 56 x 21 cm, 10.8 kg (firebox)
67.3 x 59 x 6.5 cm, 2.9 kg (installation kit)

Energy Consumption

Flame only: 6.5Wh - less than a light bulb.

Flame + heating: 1500Wh - like a regular electric heater.
It can heat up a 30m² room.

Specifications

Heating power	1500W
Heating capacity	30m ²
Energy consumption (flame only)	6.5Wh
Energy consumption (flame + heating)	1500Wh
Energy-saving functions	7-day schedule, Digital thermostat, Open window detection, Sleep timer
Fan heater noise	48db
Flame technology	LED
Flame brightness	Adjustable in 5 steps
Cord length	1.8m
Remote control	Included
Opening size (wall installation)	width 608mm, height 507mm (± 5 mm)
Opening size (furniture installation)	width 584mm, height 495 mm

Available as:

Firebox & installation Kit



Firebox Only





HAGEN

POWERFLAME

Hagen was specifically designed to add a cozy vibe to small spaces. Also, it's so lightweight that you can easily move it between rooms.

Dimensions

Overall size:

Width: 75 cm
Height: 67.8 cm
Depth: 24.5 cm

Delivered in two boxes:

85 x 19 x 35 cm, 15 kg
66.5 x 56 x 21 cm, 10.8 kg

Energy Consumption

Flame only: 6.5Wh - less than a light bulb.

Flame + heating: 1500Wh - like a regular electric heater.
It can heat up a 30m² room.

Specifications

Heating power	1500W
Heating capacity	30m2
Energy consumption (flame only)	6.5Wh
Energy consumption (flame + heating)	1500Wh
Energy-saving functions	7-day schedule, Digital thermostat, Open window detection, Sleep timer
Fan heater noise	48db
Flame technology	LED
Flame brightness	Adjustable in 5 steps
Cord length	1.8m
Remote control	Included

Available in:

Pure White



Solid Grey



Deep Black





FRODE

POWERFLAME

Frode is a simple and elegant electric fireplace. It will surely add a cozy ambience to your home with its minimalist Scandinavian design.

Dimensions

Overall size:

Width: 99 cm
Height: 88.3 cm
Depth: 25 cm

Delivered in two boxes:

110 x 19 x 34 cm, 21 kg
66.5 x 56 x 21 cm, 10.8 kg

Energy Consumption

Flame only: 6.5Wh - less than a light bulb.

Flame + heating: 1500Wh - like a regular electric heater.
It can heat up a 30m² room.

Specifications

Heating power	1500W
Heating capacity	30m2
Energy consumption (flame only)	6.5Wh
Energy consumption (flame + heating)	1500Wh
Energy-saving functions	7-day schedule, Digital thermostat, Open window detection, Sleep timer
Fan heater noise	48db
Flame technology	LED
Flame brightness	Adjustable in 5 steps
Cord length	1.8m
Remote control	Included

Available in:

Pure White



Light Beige



Solid Grey





LARSEN

POWERFLAME

If you're looking for a more sophisticated electric fireplace, Larsen is a great option. It will add a feeling of elegance to any room, while making it cozy and comfortable.

Dimensions

Overall size:

Width: 110 cm
Height: 94.9 cm
Depth: 24.9 cm

Delivered in two boxes:

119 x 20 x 35 cm, 25 kg
66.5 x 56 x 21 cm, 10.8 kg

Energy Consumption

Flame only: 6.5Wh - less than a light bulb.

Flame + heating: 1500Wh - like a regular electric heater.
It can heat up a 30m² room.

Specifications

Heating power	1500W
Heating capacity	30m ²
Energy consumption (flame only)	6.5Wh
Energy consumption (flame + heating)	1500Wh
Energy-saving functions	7-day schedule, Digital thermostat, Open window detection, Sleep timer
Fan heater noise	48db
Flame technology	LED
Flame brightness	Adjustable in 5 steps
Cord length	1.8m
Remote control	Included

Available in:

Pure White



Solid Grey



Deep Black





HELMI

POWERFLAME

With a clean and classic design, Helmi is a great option if you are in search of a focal point. Looking just like a real fireplace, it will give your space a warm and organic look.

Dimensions

Overall size:

Width: 107.2 cm
Height: 95.2 cm
Depth: 24.5 cm

Delivered in two boxes:

119 x 24 x 35 cm, 27 kg
66.5 x 56 x 21 cm, 10.8 kg

Energy Consumption

Flame only: 6.5Wh - less than a light bulb.

Flame + heating: 1500Wh - like a regular electric heater.
It can heat up a 30m² room.

Specifications

Heating power	1500W
Heating capacity	30m ²
Energy consumption (flame only)	6.5Wh
Energy consumption (flame + heating)	1500Wh
Energy-saving functions	7-day schedule, Digital thermostat, Open window detection, Sleep timer
Fan heater noise	48db
Flame technology	LED
Flame brightness	Adjustable in 5 steps
Cord length	1.8m
Remote control	Included

Available in:

Pure White



Light Beige



Solid Grey





MAGNA

POWERFLAME

Magna is our premium designed fireplace mantel. Perfect for your living room or even an office space, it will make everything more elegant and welcoming, while being the central piece you were looking for.

Dimensions

Overall size:

Width: 113.7 cm
Height: 102.2 cm
Depth: 28.2 cm

Delivered in two boxes:

125 x 29 x 38 cm, 34 kg
66.5 x 56 x 21 cm, 10.8 kg

Energy Consumption

Flame only: 6.5Wh - less than a light bulb.

Flame + heating: 1500Wh - like a regular electric heater.
It can heat up a 30m² room.

Specifications

Heating power	1500W
Heating capacity	30m2
Energy consumption (flame only)	6.5Wh
Energy consumption (flame + heating)	1500Wh
Energy-saving functions	7-day schedule, Digital thermostat, Open window detection, Sleep timer
Fan heater noise	48db
Flame technology	LED
Flame brightness	Adjustable in 5 steps
Cord length	1.8m
Remote control	Included

Available in:

Pure White



Soft Turquoise



Deep Black





FreeFlame

Bioethanol Open-Hearth
Fireplaces

Clean Air



Fire without smoke,
soot, or ash.

Warm Elegance

Real Flame



**Quick and safe
ignition**



**Thermal comfort
+ 2–3°C.**

AUTHENTIC FIRE

OPEN-HEARTH EXPERIENCE

Real flame

In the FreeFlame firebox burns an authentic fire, with natural and dynamic flame movements. The quality biofuel does not dry the air but contributes to its hydration. Unlike other heat sources, the bioethanol fire creates a pleasant and healthy indoor climate.

No glass or obstructions

Inspired by traditional open fireplaces, FreeFlame has no glass or visible buttons. This way, you get a clear view of the flames, without reflections and without visual barriers.

Thermal comfort

FreeFlame not only offers the visual spectacle of real flames but also adds extra thermal comfort, raising the ambient temperature by 2–3°C.



CLEAN & ECO

USAGE WITHOUT RESIDUES

Clean air

Bioethanol burns clean, without pollution, smoke, or harmful gases. The atmosphere remains fresh, and the air in the room maintains its quality even after hours of operation.

No venting required

FreeFlame does not need a chimney, which means you can place it in apartments, houses, or commercial spaces. Installation thus becomes simple, quick, and without technical restrictions.

No dirt

Burning bioethanol does not produce soot or ash. Daily cleaning is not necessary, and the fireplace maintains its appearance after each use.

PRECISE ENGINEERING

STAINLESS STEEL BIO-RESERVOIR

Generous capacity

The 0.5 l reservoir volume allows prolonged burning, perfect for relaxing evenings or gatherings with friends. You can enjoy the flame for a long time without the discomfort of frequent refills.

TUV certification

The reservoir meets strict safety standards and is TUV certified. Thus, you can enjoy a real fire with confidence, knowing that the product has been tested and verified.

Reinforced chamber with overflow protection

The special construction of the reservoir prevents leaks in case of accidental overflow. This system provides extra protection and eliminates the risk of accidental fuel spillage.



PRECISE FLAME

CONTROL AND SAFETY

Quick ignition

The flame ignites easily and instantly with the help of a lighter. The process is intuitive and accessible to anyone, without the need for special equipment.

Easy adjustment

The flame intensity can be adjusted as desired, by operating the sliding control, for a discreet effect or for a stronger flame. You have the freedom to create exactly the atmosphere you want.

Immediate extinguishing

The flame can be extinguished at any moment, quickly and safely. Total control gives you peace of mind, regardless of when you decide to stop the fire.



FREEFLAME FIREBOX

With its real dancing flames and stainless steel bioethanol reservoir, the FreeFlame is an open-hearth fireplace that delivers authentic fire without smoke, soot, or ash.

Designed with no glass or obstructions, FreeFlame offers a clear view of the flames. Its 0.5 l TUV-certified reservoir ensures safe, long-lasting burning, while the reinforced chamber provides extra protection against accidental overflow. Easy to install and requiring no chimney, it is the perfect choice for apartments, houses, or commercial spaces.

Real Flames: Natural, dynamic fire movements.

Stainless Steel Reservoir: 0.5 l capacity, TÜV certified, with reinforced chamber for safe use.

Eco-Friendly: No smoke, soot, or harmful gases.

Easy Control: Quick ignition, adjustable flame, safe extinguishing.

No Chimney Needed: Installs easily anywhere.

Dimensions

Overall size:

Width: 60.3 cm
Height: 50.5 cm
Depth: 14.1 cm

Shipping size:

67 x 57 x 19.5 cm, 11 kg

Bioethanol

Fuel type: Ethanol (ethyl alcohol) – not included

Reservoir capacity 0.5 L

Burn time 1–2 hours

Specifications

Material	Steel, MDF
Accessories included	Control rod
Flame control	Manually adjustable
Safety features	TÜV certified

2-year warranty



DIY INSTALLATION

DIY STYLE

Safe packaging

The mantel and firebox are packed separately in two ISTA 3A-certified boxes, ensuring safe delivery and convenient handling.

Simple install

Installing the fireplace is a fun, intuitive process—no tools or expertise needed!





HAGEN

FREEFLAME

Hagen was created with simplicity and comfort in mind - a compact, lightweight fireplace that brings instant warmth and atmosphere to any corner of your home. Its clean lines and soft proportions make it the perfect fit for smaller spaces, while its portability allows you to move it effortlessly from room to room.

With the FreeFlame bioethanol insert, Hagen delivers the magic of real fire wherever you place it. The open, glass-free design reveals lively, smoke-free flames that fill your space with light and warmth, creating a genuine fireplace feel without the need for installation or maintenance.

Materials: Made of MDF and wood, finished with a multi-layered paint and matte lacquer.

Assembly: Delivered flat-packed in 2 boxes, assembles in 30 minutes.

Authentic Experience: Real flames with no smoke, soot, or ash - just pure firelight and comfort.

Stainless Steel Reservoir: 0.5 l capacity, TÜV certified, with reinforced chamber for safe use.

No Chimney Needed: Installs easily anywhere, offering instant atmosphere and style.

Dimensions

Overall size:

Width: 75 cm
Height: 67.8 cm
Depth: 24.5 cm

Delivered in two boxes:

86 x 19 x 33 cm, 15 kg
67 x 57 x 19.5 cm, 11 kg

Bioethanol

Fuel type: Ethanol (ethyl alcohol) – not included

Reservoir capacity: 0.5 L

Burn time: 1–2 hours

Specifications

Material	Steel, MDF
Accessories included	Control rod
Flame control	Manually adjustable
Safety features	TÜV certified

2-year warranty



Available in:

Pure White



Solid Grey



Deep Black





FRODE

FREEFLAME

Frode is a simple, Scandinavian-inspired fireplace with clean lines and natural charm, making it a timeless centerpiece for any room. Its minimalistic design blends effortlessly with modern or classic interiors, bringing warmth and style in equal measure.

Featuring the FreeFlame bioethanol insert, it delivers real, dancing flames without smoke, soot, or ash - offering the authentic fireplace feeling in a clean, eco-friendly way. Perfect for apartments, houses, or even commercial spaces, this open-hearth fireplace combines Scandinavian elegance with the freedom of real fire.

Materials: Made of MDF and wood, finished with a multi-layered paint and matte lacquer.

Assembly: Delivered flat-packed in 2 boxes, assembles in 30 minutes.

Authentic Experience: Real flames with no smoke, soot, or ash - just pure firelight and comfort.

Stainless Steel Reservoir: 0.5 l capacity, TÜV certified, with reinforced chamber for safe use.

No Chimney Needed: Installs easily anywhere, offering instant atmosphere and style.

Dimensions

Overall size:

Width: 99 cm
Height: 88.3 cm
Depth: 25 cm

Delivered in two boxes:

110 x 19 x 34 cm, 21 kg
67 x 57 x 19.5 cm, 11 kg

Bioethanol

Fuel type: Ethanol (ethyl alcohol) – not included

Reservoir capacity: 0.5 L

Burn time: 1–2 hours

Specifications

Material	Steel, MDF
Accessories included	Control rod
Flame control	Manually adjustable
Safety features	TÜV certified

2-year warranty



Available in:

Pure White



Light Beige



Solid Grey





LARSEN

FREEFLAME

The Larsen fireplace stands out with its refined lines and timeless aesthetic, bringing a sense of understated luxury to any room. Designed to elevate both contemporary and classic interiors, it adds warmth, presence, and character to your living space.

Powered by the FreeFlame bioethanol insert, it reveals real, mesmerizing flames that dance freely in an open hearth - no smoke, no soot, just pure firelight. Effortless to install and entirely clean-burning, Larsen FreeFlame turns everyday moments into an experience of calm sophistication.

Materials: Made of MDF and wood, finished with a multi-layered paint and matte lacquer.

Assembly: Delivered flat-packed in 2 boxes, assembles in 30 minutes.

Authentic Experience: Real flames with no smoke, soot, or ash - just pure firelight and comfort.

Stainless Steel Reservoir: 0.5 l capacity, TÜV certified, with reinforced chamber for safe use.

No Chimney Needed: Installs easily anywhere, offering instant atmosphere and style.

Dimensions

Overall size:

Width: 110 cm
Height: 94.9 cm
Depth: 24.9 cm

Delivered in two boxes:

119 x 20 x 35 cm, 25 kg
67 x 57 x 19.5 cm, 11 kg

Bioethanol

Fuel type: Ethanol (ethyl alcohol) – not included

Reservoir capacity: 0.5 L

Burn time: 1–2 hours

Specifications

Material	Steel, MDF
Accessories included	Control rod
Flame control	Manually adjustable
Safety features	TÜV certified

2-year warranty



Available in:

Pure White



Solid Grey



Deep Black





HELMI

FREEFLAME

Helmi's simple yet elegant design brings timeless charm to any interior, serving as the perfect centerpiece in both classic and modern spaces. Its refined proportions and natural lines evoke the warmth of a traditional fireplace mantel, blending effortlessly with any decor.

At its heart, the FreeFlame bioethanol insert brings real, captivating flames to life - bright, moving, and entirely clean. Free from smoke or residue, it transforms the atmosphere instantly, offering the true essence of fire in a sleek, open-hearth design that requires no chimney or installation effort.

Materials: Made of MDF and wood, finished with a multi-layered paint and matte lacquer.

Assembly: Delivered flat-packed in 2 boxes, assembles in 30 minutes.

Authentic Experience: Real flames with no smoke, soot, or ash - just pure firelight and comfort.

Stainless Steel Reservoir: 0.5 l capacity, TÜV certified, with reinforced chamber for safe use.

No Chimney Needed: Installs easily anywhere, offering instant atmosphere and style.

Dimensions

Overall size:

Width: 107.2 cm
Height: 95.2 cm
Depth: 24.5 cm

Delivered in two boxes:

119 x 24 x 35 cm, 27 kg
67 x 57 x 19.5 cm, 11 kg

Bioethanol

Fuel type: Ethanol (ethyl alcohol) – not included

Reservoir capacity: 0.5 L

Burn time: 1–2 hours

Specifications

Material	Steel, MDF
Accessories included	Control rod
Flame control	Manually adjustable
Safety features	TÜV certified

2-year warranty



Available in:

Pure White



Light Grey



Solid Grey





MAGNA

FREEFLAME

Magna impresses through its bold, detailed design - a statement piece that radiates craftsmanship and elegance. Its intricate molding and balanced proportions make it a true focal point, blending classic sophistication with modern refinement.

At its core, the FreeFlame bioethanol insert delivers genuine fire, alive with movement and warmth. Free from smoke or residue, it creates a pure flame experience that enhances Magna's luxurious character, transforming any space into an inviting, elegant retreat.

Materials: Made of MDF and wood, finished with a multi-layered paint and matte lacquer.

Assembly: Delivered flat-packed in 2 boxes, assembles in 30 minutes.

Authentic Experience: Real flames with no smoke, soot, or ash - just pure firelight and comfort.

Stainless Steel Reservoir: 0.5 l capacity, TÜV certified, with reinforced chamber for safe use.

No Chimney Needed: Installs easily anywhere, offering instant atmosphere and style.

Dimensions

Overall size:

Width: 113.7 cm
Height: 102.2 cm
Depth: 28.2 cm

Delivered in two boxes:

125 x 29 x 38 cm, 34 kg
67 x 57 x 19.5 cm, 11 kg

Bioethanol

Fuel type: Ethanol (ethyl alcohol) – not included

Reservoir capacity: 0.5 L

Burn time: 1–2 hours

Specifications

Material	Steel, MDF
Accessories included	Control rod
Flame control	Manually adjustable
Safety features	TÜV certified

2-year warranty



Available in:

Pure White



Soft Turquoise



Deep Black





PowerFlame 2





PowerFlame





FreeFlame





TAGU

Distribuido en España por

DISTRIBUCIONES
FireSide

Pasaje Río Ulla,3
Polg. Ind. Trevez
29196 Málaga
Telf. +34 951 27 91 90
www.distribucionesfireside.es